

# Achievement and Data Report

Autumn 2020-21



## Significant achievements autumn term 2020

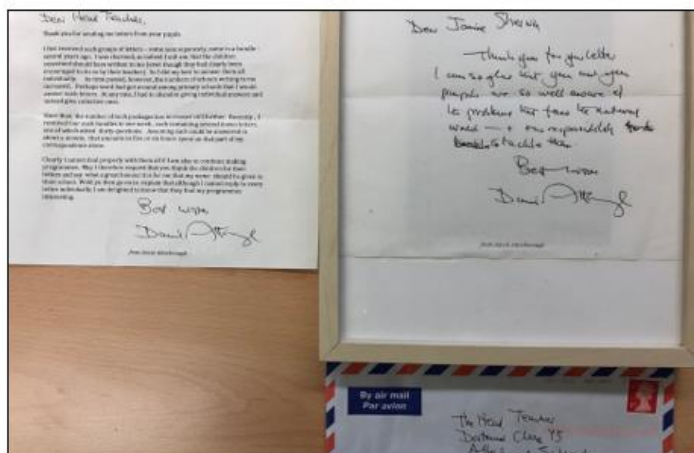
1. Site and infrastructure improvement- new school signs and notice boards at each entrance; promotional changemaker sight screens; outdoor cafeteria area; KS1 and KS2 nature garden, SEND hub and SEND room; new CPD and training facility; non-fiction library; new computing suite next door to DT studio; FS regeneration of outdoor storage space and FS Art studio.
2. Establishing Tri-Council (School Council; Environmental Officers and Sports Ambassadors)
3. Fiji and Nepal Day celebrations in line with COVID Restrictions
4. Whole School Pumpkin carving (Forest Schools)
5. Civilisations Week and launch of Global Heroes in line with our Global Citizenship 6 big ideas
6. 100% of our Year 2 pupils meeting the National Phonics threshold
7. Average attendance of 98.1% as a whole school for the autumn term despite COVID 19.
8. Letters from Sir David Attenborough...

### Update from Mr Chapman

#### Letters from Sir David Attenborough

As part of our changemaker 'global citizenship' curriculum, when thinking about 'Leading the Way: Power and Governance', Y3's and Y4's in Dortmund group have been considering how Attenborough's student voice organisations (School Council, Environmental Officers and Sports Ambassadors) could help adapt, develop and sustain the local and global environment. As part of the theme, the children researched Sir David Attenborough and explored his studies on the global crisis that their generation is likely to face. The children were shocked at the negative impact humans have had on our planet and therefore decided to reflect on their own global footprint and take responsibility for their actions, whilst also encouraging a positive change in others. After some careful planning and informed discussions, the children expressed their views and ideas for future initiatives in a series of letters to Sir David.

We were absolutely delighted when Sir David decided to respond in recognition of the children's commitment and innovative ideas. Well done to Mr Sherwin and our Y3/4 changemakers.



**WE CARE about Excellence**

## School Performance Data Years 1-6 (December 2020)

### Attainment: Years 1-6 combined

37 pupils	Below	On Track or higher	Higher
Reading	3 (8.1%)	34 (91.9%)	15 (40.5%)
Writing	7 (18.9%)	30 (81.1%)	8 (21.6%)
Mathematics	4 (10.8%)	33 (89.2%)	12 (32.4%)
Science	2 (5.4%)	35 (94.6%)	8 (21.6%)
Combined	Below in one or more 8 (21.6%)	On Track or higher in all 29 (78.4%)	Higher in all 2 (5.4%)

**Key:** Number of Pupils (Percentage)

**On Track** - All pupils at ARE, including those at risk of working below

**Higher** - Pupils working above, or significantly above, ARE

### Attainment by Year group December 2020

#### Year 1

5 pupils Period: Yr1 Aut2	Below	On Track or higher	Higher
Reading	0 (0%)	5 (100%)	3 (60.0%)
Writing	0 (0%)	5 (100%)	2 (40.0%)
Mathematics	0 (0%)	5 (100%)	1 (20.0%)
Science	0 (0%)	5 (100%)	1 (20.0%)
Combined	Below in one or more 0 (0%)	On Track or higher in all 5 (100%)	Higher in all 0 (0%)

#### Year 2

6 pupils Period: Yr2 Aut2	Below	On Track or higher	Higher
Reading	0 (0%)	6 (100%)	4 (66.7%)
Writing	0 (0%)	6 (100%)	0 (0%)
Mathematics	0 (0%)	6 (100%)	2 (33.3%)
Science	0 (0%)	6 (100%)	1 (16.7%)
Combined	Below in one or more 0 (0%)	On Track or higher in all 6 (100%)	Higher in all 0 (0%)

#### Year 3

5 pupils Period: Yr3 Aut2	Below	On Track or higher	Higher
Reading	0 (0%)	5 (100%)	3 (60.0%)
Writing	1 (20.0%)	4 (80.0%)	2 (40.0%)
Mathematics	0 (0%)	5 (100%)	3 (60.0%)
Science	0 (0%)	5 (100%)	2 (40.0%)
Combined	Below in one or more 1 (20.0%)	On Track or higher in all 4 (80.0%)	Higher in all 1 (20.0%)

#### Year 4

10 pupils Period: Yr4 Aut2	Below	On Track or higher	Higher
Reading	2 (20.0%)	8 (80.0%)	2 (20.0%)
Writing	2 (20.0%)	8 (80.0%)	1 (10.0%)
Mathematics	3 (30.0%)	7 (70.0%)	2 (20.0%)
Science	2 (20.0%)	8 (80.0%)	2 (20.0%)
Combined	Below in one or more 3 (30.0%)	On Track or higher in all 7 (70.0%)	Higher in all 0 (0%)

**WE CARE about Excellence**

## Year 5

5 pupils Period: Yr5 Aut2	Below	On Track or higher	Higher
Reading	0 (0%)	5 (100%)	1 (20.0%)
Writing	1 (20.0%)	4 (80.0%)	1 (20.0%)
Mathematics	0 (0%)	5 (100%)	3 (60.0%)
Science	0 (0%)	5 (100%)	0 (0%)
Combined	Below in one or more 1 (20.0%)	On Track or higher in all 4 (80.0%)	Higher in all 0 (0%)

## Year 6

6 pupils Period: Yr6 Aut2	Below	On Track or higher	Higher
Reading	1 (16.7%)	5 (83.3%)	2 (33.3%)
Writing	2 (33.3%)	4 (66.7%)	2 (33.3%)
Mathematics	0 (0%)	6 (100%)	1 (16.7%)
Science	0 (0%)	6 (100%)	2 (33.3%)
Combined	Below in one or more 2 (33.3%)	On Track or higher in all 4 (66.7%)	Higher in all 1 (16.7%)

## Progress: Years 1-6 combined

Average of Displayed Subjects	Reading	Writing	Mathematics
Sum2 19-20 49.8	Sum2 19-20 52.2	Sum2 19-20 2.4	Sum2 19-20 2.4
Aut2 20-21 2.4	Aut2 20-21 2.4	Aut2 20-21 2.4	Aut2 20-21 2.4
Progress 2.4	Progress 2.4	Progress 2.4	Progress 2.4

## Progress by year group: July – December 2020 (Expected = 2.0)

Year 1 (5 pupils)	Average of Displayed Subjects	Reading	Writing	Mathematics
Forename Surname	Rec Sum2 Yr1 Aut2 Progress	Rec Sum2 Yr1 Aut2 Progress	Rec Sum2 Yr1 Aut2 Progress	Rec Sum2 Yr1 Aut2 Progress
Overall average:	35.1 37.2 2.1	Points Step Points Step Progress 2.4	Points Step Points Step Progress 2.0	Points Step Points Step Progress 2.0

Year 2 (6 pupils)	Average of Displayed Subjects	Reading	Writing	Mathematics
Forename Surname	Yr1 Sum2 Yr2 Aut2 Progress	Yr1 Sum2 Yr2 Aut2 Progress	Yr1 Sum2 Yr2 Aut2 Progress	Yr1 Sum2 Yr2 Aut2 Progress
Overall average:	39.9 43.1 3.2	Points Step Points Step Progress 3.4	Points Step Points Step Progress 3.0	Points Step Points Step Progress 3.4

Year 3 (5 pupils)	Average of Displayed Subjects	Reading	Writing	Mathematics
Forename Surname	Yr2 Sum2 Yr3 Aut2 Progress	Yr2 Sum2 Yr3 Aut2 Progress	Yr2 Sum2 Yr3 Aut2 Progress	Yr2 Sum2 Yr3 Aut2 Progress
Overall average:	46.7 49.5 2.8	Points Step Points Step Progress 2.8	Points Step Points Step Progress 3.0	Points Step Points Step Progress 2.8

Year 4 (10 pupils)	Average of Displayed Subjects	Reading	Writing	Mathematics
Forename Surname	Yr3 Sum2 Yr4 Aut2 Progress	Yr3 Sum2 Yr4 Aut2 Progress	Yr3 Sum2 Yr4 Aut2 Progress	Yr3 Sum2 Yr4 Aut2 Progress
Overall average:	52.0 54.0 2.0	Points Step Points Step Progress 2.1	Points Step Points Step Progress 2.0	Points Step Points Step Progress 1.7

Year 5 (5 pupils)		Average of Displayed Subjects			Reading					Writing					Mathematics				
Forename	Surname	Yr4 Sum2	Yr5 Aut2	Progress	Yr4 Sum2		Yr5 Aut2		Progress	Yr4 Sum2		Yr5 Aut2		Progress	Yr4 Sum2		Yr5 Aut2		Progress
⚡	⚡ Overall average:	59.1	61.1	2.0	Points	Step	Points	Step	1.6	Points	Step	Points	Step	1.6	Points	Step	Points	Step	2.8

Year 6 (6 pupils)		Average of Displayed Subjects			Reading					Writing					Mathematics				
Forename	Surname	Yr5 Sum2	Yr6 Aut2	Progress	Yr5 Sum2		Yr6 Aut2		Progress	Yr5 Sum2		Yr6 Aut2		Progress	Yr5 Sum2		Yr6 Aut2		Progress
⚡	⚡ Overall average:	63.3	65.7	2.4	Points	Step	Points	Step	2.2	Points	Step	Points	Step	2.6	Points	Step	Points	Step	2.2

## School Performance Data Foundation Stage (December 2020)

### Attainment FS2

7 pupils Period: Rec Aut2		Below		On Track or higher		Higher	
Listening and attention		0 (0%)		7 (100%)		6 (85.7%)	
Moving and handling		0 (0%)		7 (100%)		6 (85.7%)	
Self-confidence and self-aware..		0 (0%)		7 (100%)		6 (85.7%)	
Reading		0 (0%)		7 (100%)		7 (100%)	
Writing		0 (0%)		7 (100%)		5 (71.4%)	
Numbers		0 (0%)		7 (100%)		7 (100%)	
People and communities		0 (0%)		7 (100%)		4 (57.1%)	
Exploring and using media and ..		0 (0%)		7 (100%)		6 (85.7%)	
Combined		Below in one or more		On Track or higher in all		Higher in all	
GLD		0 (0%)		7 (100%)		4 (57.1%)	
		0 (0%)		7 (100%)		4 (57.1%)	

**Key:** Number of Pupils (Percentage)

GLD (Good Level of Development) Aspects include all Aspects apart from Understanding the World and Art & Design. This row is not dependent on subject selection.

Pupils Working At or Above Expectation in GLD could be considered as On Track to achieve GLD at end of Reception

**On Track** - All pupils at ARE, including those at risk of working below

**Higher** - Pupils working above, or significantly above, ARE

### FS2 Progress: September – December 2020

		Average of Displayed Subjects			Reading					Writing					Numbers				
Forename	Surname	Rec Aut1	Rec Aut2	Progress	Rec Aut1		Rec Aut2		Progress	Rec Aut1		Rec Aut2		Progress	Rec Aut1		Rec Aut2		Progress
⚡	⚡ Overall average:	30.5	32.7	2.2	Points	Step	Points	Step	2.3	Points	Step	Points	Step	2.0	Points	Step	Points	Step	2.4

## Attainment FS1

5 pupils Period: Nur Aut2	Below	On Track or higher	Higher
Listening and attention	0 (0%)	5 (100%)	4 (80.0%)
Moving and handling	0 (0%)	5 (100%)	4 (80.0%)
Self-confidence and self-aware..	0 (0%)	5 (100%)	5 (100%)
Reading	0 (0%)	5 (100%)	4 (80.0%)
Writing	0 (0%)	5 (100%)	2 (40.0%)
Numbers	0 (0%)	5 (100%)	4 (80.0%)
People and communities	0 (0%)	5 (100%)	4 (80.0%)
Exploring and using media and ..	0 (0%)	5 (100%)	4 (80.0%)
Combined	Below in one or more	On Track or higher in all	Higher in all
	0 (0%)	5 (100%)	2 (40.0%)
GLD	1 (20.0%)	4 (80.0%)	2 (40.0%)

**Key:** Number of Pupils (Percentage)

GLD (Good Level of Development) Aspects include all Aspects apart from Understanding the World and Art & Design. This row is not dependent on subject selection.

Pupils Working At or Above Expectation in GLD could be considered as On Track to achieve GLD at end of Reception

**On Track** - All pupils at ARE, including those at risk of working below

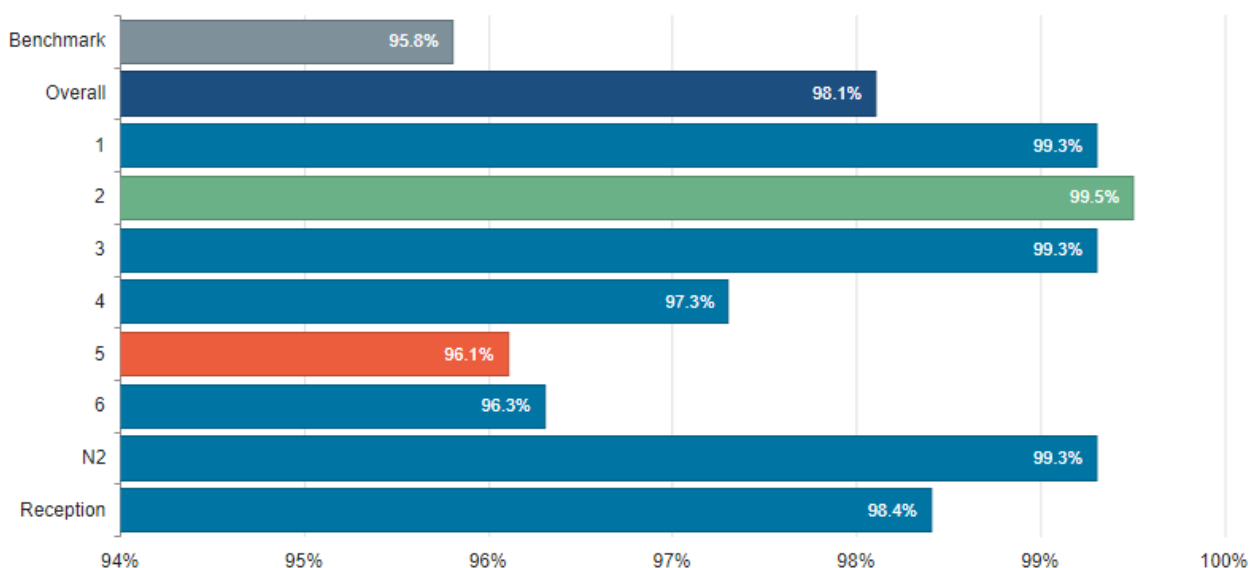
**Higher** - Pupils working above, or significantly above, ARE

## School Attendance Analysis 2020-21 (Autumn term) 03.09.20-10.12.20

### Attendance overall and by year group

Overall

Attendance

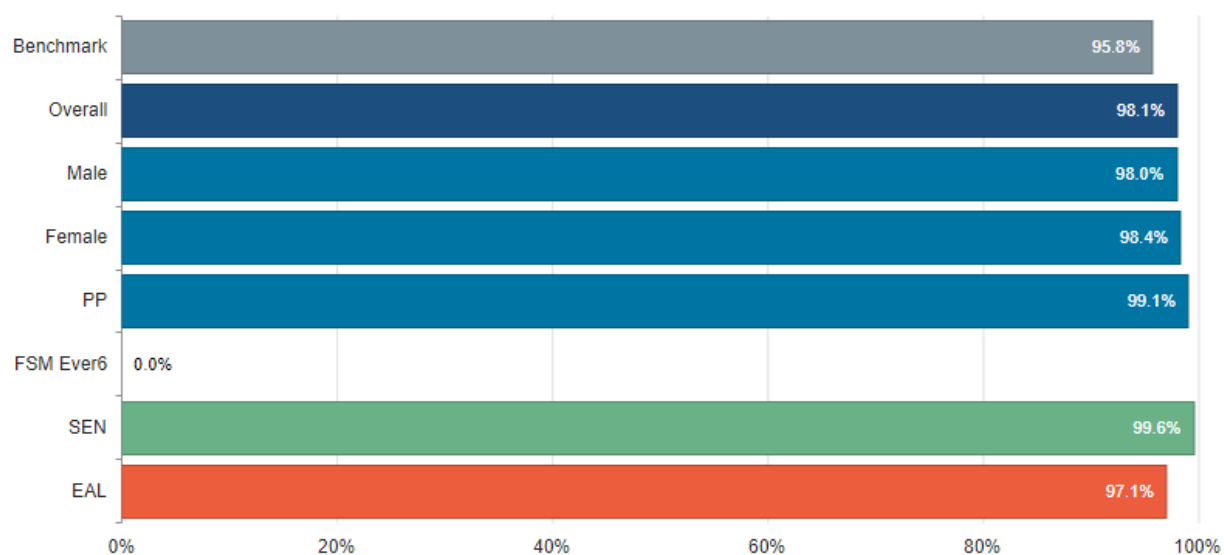


**WE CARE about Excellence**

## Attendance by pupil group

Groups

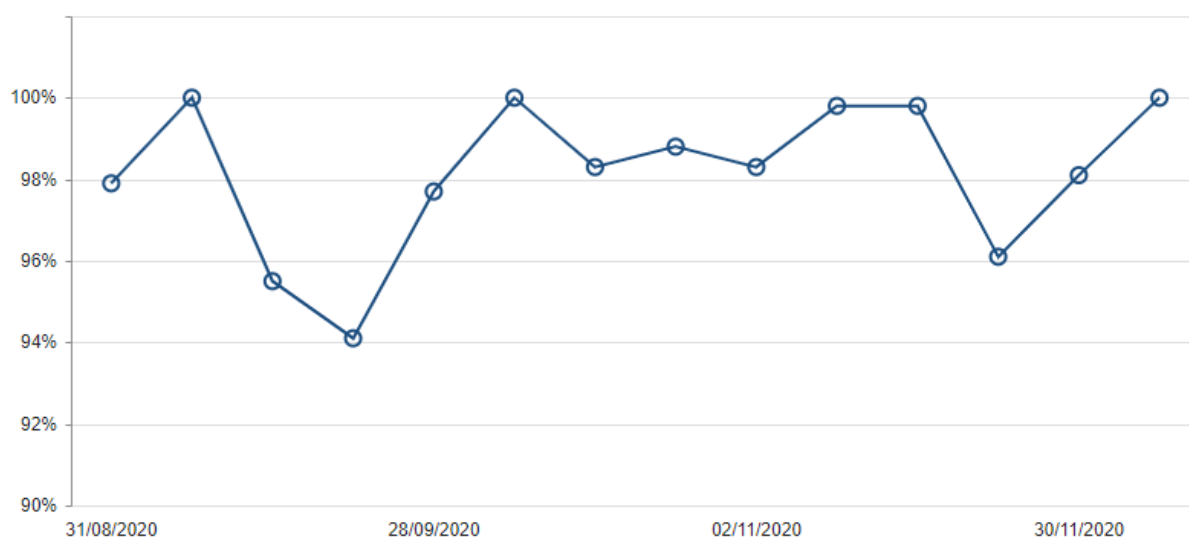
Attendance



## Attendance tracking

Timeline

Attendance



## Continued Remote Professional Development (CPD)

### September 2020 – December 2020

- Safeguarding (Level 3 training – SENDCO)
- ELKLAN (Speech and language) SENDCo and x1 teacher
- NASENCO enrolment for SENDCo
- Early Excellence Mathematics – x2 teachers (x4 modules)
- Alex Bell – Cultural Leadership coaching for x6 school leaders (Session 1 of 6)

***WE CARE about Excellence***

- All teachers FS1-Y6 Remote Professional Learning Groups with Three Bridges School (Outstanding school in the UK) – foci: Maths, English and Oracy development.

**Continued Collaboration Opportunities** – Three Bridges (to be continued), Kammer Bilingual School (Hanover); Goerdeler Gymnasium and HundrED Innovation Programme. Foundation Stage links with setting in Canada. New UK school link for KS2 lead and future writing development.

**Updates National Accreditation programmes:**

Elklan Communication Friendly School (re-award) training started for x2 teachers; Eco Schools Award (Remote training booked from January 2021 for x2 teachers; Maths No Problem Accredited Teaching School (training located and to be confirmed for April 2021 – ongoing consultation regarding evidence towards).